

APC Integration

Combined Test and Injection Point Type A, B & C

Description:

The test and injection points are designed to SA Water TS79 Jan 2007 standard to be used in instrumentation loops. The unit has a single selector switch to switch between 'Normal' operation and 'Test' operation. The test and measure points incorporate Belling Lee 3 mm square face sockets. Type A, B and C operation can be selected by configuring the jumpers located internally on the rear of the circuit board.

Specifications:

Size: 30W x 60H (including switch) x 75D (mm).

Label Size: 30W x 15D

Mounting: 35mm DIN-Rail.

Housing material: Polycarbonate fibre reinforced.

Connection: Screw terminals.

Weight: 0.070 kg.

Protection class: IP20.

Ambient operating temperature range: -10...+55°C.

Maximum current loop: 30 mA.

Maximum input voltage: 30V DC.

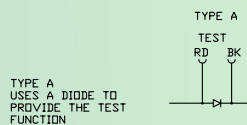
Manufactured under ISO9001.



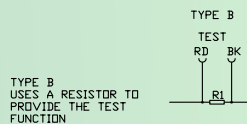
Part No: APC-TIP01

Circuit Diagrams

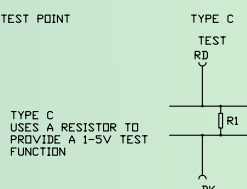
TYPE A TEST POINT



TYPE B TEST POINT




TYPE C TEST POINT




Jumper Configuration

Type A



Type B



Type C

